

Tyre test review 2026

Tyre test reviews 2026				
Ranking	ADAC Summer tyre	Autodoc UK	Autobild Sports Car	EVO
1	Continental Prem Contact 7	Pirelli Pzero PZ5	Continental Sports Contact 7	Bridgestone
2	Linglong Sports	Continental Sports Contact 7	Bridgestone Potenza Sport Evo	Goodyear
3	Pirelli Cinturato C3	Bridgestone Potenza Sport	Vredestein Ultra Pro	Continental
4	Goodyear EfficientGrip Perf	Michelin Pilot Sport 5	Pirelli Pzero PZ5	Yokohama
5	Kimbo	Continental Premium Contact 7	Hankook Ventus S1 Evo	Michelin
6	Michelin Primary 5	Bridgestone Turaza 6	Michelin Pilot Sport 4 S	Pirelli
	Continental Contact 7	Pirelli Cinturato/Pzero PZ5	Michelin Primary/Pilot	Bridgestone
	7	14	21	19
	1	2	4	3

Supplier	MGBGV8 (prices incl fitting)	MGRV8 (prices 2+ tyres)
	175/80 R14 88H	205/65 R15 94H
	Conti Eco Contact 3	Conti AllSeason Contact
National Tyres	None found	£117.89
RAC Tyres	£110.69	£123.95
	Conti UltraContact	Conti UltraContact
National Tyres	None found	£140.39
RAC Tyres	£127.76	£137.91
	Goodyear Vector 4Seasons Gen-2	Bridgestone T005 Weather Control
National Tyres	£101.99	None found
RAC Tyres	None found	None found
KwikFit	None found	£133.00
National Tyres	https://www.national.co.uk	
RAC Tyres	https://www.ractyres.co.uk	

Tyre test reviews 2026

These are the reviews I could find from an online search. The ranking of the tyres tested in each test are shown in the table of test results above. The tyre tests I found were made using modern cars and the tyre sizes tested had a lower profile than those which are the standard size specified in the manuals for each MG V8 model.

Assumption

That the characteristics of tyre brands and types fitted to the cars used for the tests – like wet and dry grip, roadholding, braking performance and ride comfort - will tend to be seen in the same brands of tyre sizes we have for our MG V8s. Not a perfect carry-over but a fair assumption.

Search for the availability of the tyres from suppliers in the UK

I have made a series of online searches on the websites of the leading replacement tyre suppliers and found that not many offer the two tyre sizes needed for our MG V8s in the tyre brands and types that appear in the top 6 rankings of the tests. The results of my searches are alongside.

Tyre choices by MG V8 owners

Continental Contact tyres did well in the tests I have found which reflects the similar findings from the survey of tyre test reviews I did in 2013, but often in posts on forums enthusiasts will speak fondly of other brands they have used, but fitting very nearly any brand of new tyre as a replacement for a 10 plus years old tyre will feel an improvement!

Last review in 2013: <https://v8register.net/subpages/tyrereplacementNEWS130412.htm>

Earlier review in 2011: <https://v8register.net/subpages/tyrereplacementV8BBthreads5.htm>

2026 ADAC Summer Tyre Test

Data analysed and reviewed by Jonathan Benson
26th February 2026

The ADAC tyre tests are always my favourite tyre tests, while they sadly don't release all the data they generate; they do provide excellent notes with their tests, and most importantly they are the most independent tyre testing team in the world meaning there is no manufacturer involvement in any way, which is rare in the world of tyre testing. For the 2026 Summer Test ADAC tested 16 tyres in the dry/wet noise comfort value and, most importantly, tread life to find out exactly which tyre is best for you. They tested the popular 225/50R17 tyre size using an Audi A4 but this is a premium touring tyre size that is available in which fits many vehicles.

<https://www.tyrereviews.com/Tyre-Tests/2026-ADAC-Summer-Tyre-Test.htm/Results-Grid/>

Another link needs to be checked: <https://www.tyrereviews.com/Tyre-Tests/2026-ADAC-Summer-Tyre-Test.htm>

Again: <https://www.tyrepress.com/2026/02/autobild-publishes-preliminary-results-of-2026-summer-tyre-test/>

Test Results Data

■ BEST
 ■ Good
 ■ Average
 ■ Below Average









#	TYRE	TOTAL SCORE	DRY		WET					VALUE			
			Braking M	%	Braking M	Braking - Concrete M	Straight Aqua Km/H	Curved Aquaplaning m/sec ²	%	Wear KM	Fuel Consumption l/100km	Abrasion mg/km/t	%
1	Continental PremiumContact 7	96.8%	35	96.9%	30.1 [★]	34.9 ²	79.7 [★]	3.7 [★]	97.4%	44700	5.4 [★]	69	85.8%
2 ^{▲14}	Linglong Sport Master	95.5%	34.2 ²	99.1%	30.1 [★]	32.3 [★]	78.6	3.4	98.6%	26100	6	131	60.4%
3 ^{▼1}	Pirelli Cinturato C3	94.8%	34.5	98.3%	31.8	37.3	79.7 [★]	3.6 ³	93%	48600	5.7	79	83.7%
4 ^{▼1}	Goodyear EfficientGrip Perform...	93.4%	36.3	93.4%	31.3	38.1	75.7	3.4	91.4%	57800 [★]	5.5	62 ²	95.8%
5 ^{▲4}	Kumho Ecsta HS52	92.8%	35.7	95%	31.1 ³	35.9 ³	77.3	3.2	92.9%	43200	5.8	91	77.2%
6 ^{▲1}	Michelin Primacy 5	92.6%	36.3	93.4%	32.7	38.8	76.5	3.3	89.1%	56000 ²	5.4 [★]	54 [★]	98.9%
7 ^{▼2}	Falken ZIEX ZE320	92%	33.9 [★]	100%	34.3	37.7	75.2	3.1	87.4%	37500	5.6	71	79.4%
8 ^{▲6}	Lassa Revola	91.5%	34.4 ³	98.6%	32.9	39.2	76.6	3.3	88.7%	36100	5.6	89	74.3%
9 ^{▼3}	Bridgestone Turanza 6	91%	36.4	93.1%	33.8	40.2	77.2	3.4	87.6%	55600 ³	5.5	66 ³	93%
10 ^{▼6}	Firestone Roadhawk 2 ENLITEN	90.3%	34.9	97.1%	34.9	40.1	77.2	3.6 ³	87.5%	36700	5.7	95	73%

Autodoc UK – Summer tyres

<https://www.autodoc.co.uk/info/best-summer-tyres>

April through October.

How do summer tyres compare?

	Product	Suitable for	Wet grip (EU)	Fuel efficiency (EU)	Noise (dB)
	Pirelli P Zero PZ5	All-round performance	A	B-C	71
	Continental SportContact 7	Dry braking	A	B-D	72-75
	Bridgestone Potenza Sport	Wet handling	A	C-D	73
	Michelin Pilot Sport 5	Longevity & balance	A	A-B	68-71
	Continental PremiumContact 7	Touring wet braking	A	B-C	70-72
	Bridgestone Turanza 6	Fuel economy	B	A-B	69-71
	Goodyear EfficientGrip Performance 2	Tread life	A-B	B	68-71
	Michelin Primacy 4+	Low rolling resistance	A-B	A-B	68-70

2026 Autobild Sports Cars Summer Tyre Test

Auto Bild Sportscars tested eight summer tyres in 255/35 R19 and 275/35 R19 - a staggered fitment used on cars like the BMW Z4, BMW Supra, and F series BMW M3/M4 models. Testing took place at the Wachauring circuit in Austria, covering wet and dry handling, braking, aquaplaning, skidpad grip, noise, and rolling resistance. The BMW Z4 served as the test car. The field includes Continental, Bridgestone, Pirelli, Vredestein, Kumho, Michelin, Hankook, and Goodyear.

<https://www.tyrereviews.com/Tyre-Tests/2026-Autobild-Sports-Cars-Summer-Tyre-Test.htm/Results-Grid/>

Test Results Data

■ BEST
 ■ Good
 ■ Average
 ■ Below Average



#	TYRE	TOTAL SCORE	DRY			WET					COMFORT			VALUE	
			Braking M	Handling Km/H	%	Braking M	Handling Km/H	Circle s	Straight Aqua Km/H	%	Subj. Comfort Points	Noise dB	%	Rolling Resistance kg / t	%
1	Continental SportContact 7	98.3%	34.2 [★]	108.4 [★]	100%	42.4 [★]	78.9 [★]	12.6 ²	87.5	99.4%	8.7 [★]	72 ²	99.2%	9.59	86.4%
2	Bridgestone Potenza Sport Evo	97.2%	34.4 ²	107	99.1%	43.9 ²	75.1 ³	12.5 [★]	87.4	97.2%	8.7 [★]	74	97.9%	9.21	90%
3	Vredestein Ultrac Pro	95.5%	35 ³	107.1 ³	98.3%	46.2	73.3	13.3	88.5 ³	93.6%	8 ³	70.9 [★]	96%	8.69 ³	95.4%
4 ^{▼1}	Pirelli P Zero PZ5	94.7%	36	106	96.4%	46.7	76.5 ²	12.7 ³	88.9 ²	95.8%	7.3	72.6	90.8%	9.73	85.2%
5 ^{▲2}	Hankook Ventus S1 Evo Z K129	94.5%	35.4	106.9	97.6%	46 ³	70.4	14	87.9	91.2%	8 ³	72 ²	95.2%	8.29 [★]	100%
6 ^{▼1}	Michelin Pilot Sport 4 S	93.5%	36.3	107.9 ²	96.9%	47.3	71.2	14.3	90.2 [★]	90.5%	7.3	72.6	90.8%	8.5 ²	97.5%
7 ^{▼2}	Kumho Ecsta Sport S PS72	93%	35.4	106.1	97.2%	47	72	14	88.3	91.2%	8 ³	73.4	94.3%	9.65	85.9%
8	Goodyear Eagle F1 SuperSport	87.8%	36.2	103.1	94.8%	51.5	63.5	14.9	88.3	84.3%	7.3	74.2	89.7%	10.31	80.4%

AutoBild publishes preliminary results of 2026 Summer Tyre Test

Author: Andrew Bogie 20th February 2026

<https://www.tyrepress.com/2026/02/autobild-publishes-preliminary-results-of-2026-summer-tyre-test/>

AutoBild publishes preliminary results of 2026 Summer Tyre Test

Date: 20th February 2026

Author: Andrew Bogie

Comments: 0

Rank	Brand and Model	Braking distance (metres) ¹		
		wet	dry	Total
1	Linglong Sport Master	25.2	33.9	59.1
2	Hankook Ventus Evo	27.0	32.8	59.8
3	Nexen N'Fera Sport	27.1	33.9	60.9
4	Kumho Ecsta Sport PS72	27.1	34.4	61.5
	Giti Sport S2+	27.2	34.3	
6	Continental PremiumContact 7	27.3	34.3	61.7
7	Pirelli Cinturato C3	27.6	34.3	61.8
8	Goodyear Eagle F1 Asymmetric 6	27.5	34.5	62.0
9	Michelin Pilot Sport 5	27.7	34.4	62.2
10	Nokian Powerproof 2	28.1	34.4	62.5
11	Bridgestone Potenza Sport Evo	28.2	34.5	62.7
12	GT Radial SportActive 2 Evo	27.9	35.0	62.9
13	Vredestein Ultrac Pro	28.8	34.2	63.0
14	Falken Azenis FK520	27.8	35.3	63.1
15	Maxxis Victra Sport 6	28.7	35.1	63.8
16	Toyo Proxes Sport 2	29.5	34.6	64.0
17	Dunlop Sport Maxx RT2	29.1	35.3	64.4
18	Yokohama Advan Sport V107	30.6	34.1	64.7
19	Kleber Dynaxer HP5	29.9	34.9	64.9
20	Sava Intensa UHP 2	30.2	35.2	65.3

¹ Initial speed: 80 km/h (wet)/100 km/h (dry)

Source: *AutoBild* 3/2026

EVO Tyre Test UK

Using high powered rear wheel drive cars with 235/35 R19

<https://www.evo.co.uk/features/207242/best-car-tyres-2025-evo-tyre-test>

Overall %

Bridgestone	100
Goodyear	98.3
Continental	97.9
Yokohama	95.8
Michelin	95.5
Pirelli	95.3
Maxxis	94.3
Falken	90.4
Kormoran	80.1

Autoexpress

All-Season Tyre Test: verdict and results by category

Here's how the tyres stacked up against each other

By John Barker 11th Nov 2025

<https://www.autoexpress.co.uk/best-all-season-tyres/verdict>

Results by category

Overall

1st	Pirelli	100%
2nd	Continental	99%
3rd	Bridgestone	98.9%
4th	Vredestein	97.7%
5th	Dunlop	97.6%
6th	Sailun	95.2%

Price

1st	Sailun	£98
2nd	Vredestein	£104
3rd	Continental	£117
4th	Bridgestone	£123
5th	Pirelli	£127
6th	Dunlop	£130