

## MGBGTV8 market and price review – May 2018

### Overview

Our analysis of our MGBGTV8 Pricewatch reports over the six months to May 2018 indicates the number of MGBGTV8s offered for sale has fallen by about 12% and Condition 1 chrome bumper prices have continued to fall back a little when compared with our updated price guides in November 2016 and May 2017 (see chart of page 2). In terms of market activity the number of cars offered for sale has fallen back by around 30% from a peak in the six months to November 2017. The chart alongside indicates prices for both chrome and rubber bumper MGBGTV8s over the six months to May 2018. The reduction in the premium for chrome over rubber bumpered MGBGTV8s appears to have been maintained although far fewer rubber bumper cars have been seen on offer than chrome models – only 20% of the total seen on offer have been rubber bumper cars.

### Market

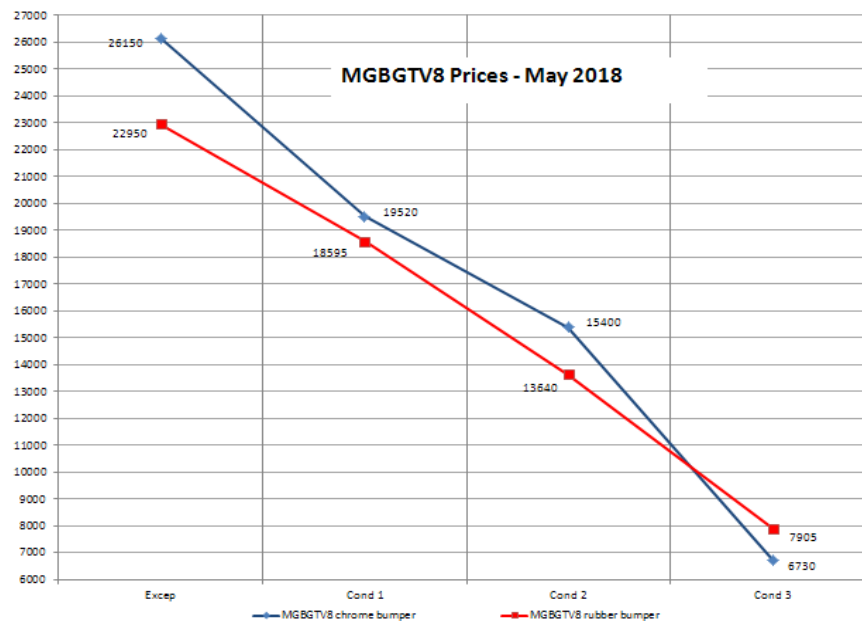
The sustained growth in prices over the 4 year period 2014 to 2017 with demand from a combination of enthusiasts seeking MGBGTV8s plus the “alternative investment activity” seen more generally in the classic car market, had lifted Condition 1 chrome bumper prices to around £21,330 in the six months to May 2017. That seems to have stimulated a substantial increase in the number of cars seen offered for sale in the six months to November 2017 – up 36% on the six months to May 2017. Some hopeful pricing for Condition 1 examples seems in retrospect to have resulted in a peak in May 2017, with prices falling back in both the six months to November 2017 and recently to May 2018. So it seems chrome bumper Condition 1 prices have peaked falling back 5.2% in the last six months and around 8.5% from the peak. The number of cars offered for sale in the recent 6 months has fallen by around 32% compared with the six months to November 2017. It seems the setback in prices has had the effect of reducing the number of Condition 1 cars offered for sale by some 40% although the number of Exceptional condition cars offered for sale has increased by just over 50%.

### Tasteful upgrades

In our reports in May and November 2017 we felt that from our analysis there were signs the attraction of tastefully upgraded MGBGTV8s is growing in the marketplace. That trend seems to be continuing with the **development of two parallel markets for Condition 1 cars** – one for near original Factory spec cars and another for upgraded cars, often tastefully upgraded. Prices of rubber to chrome bumper conversions depend very much on the quality of the conversion revealed by a close inspection.

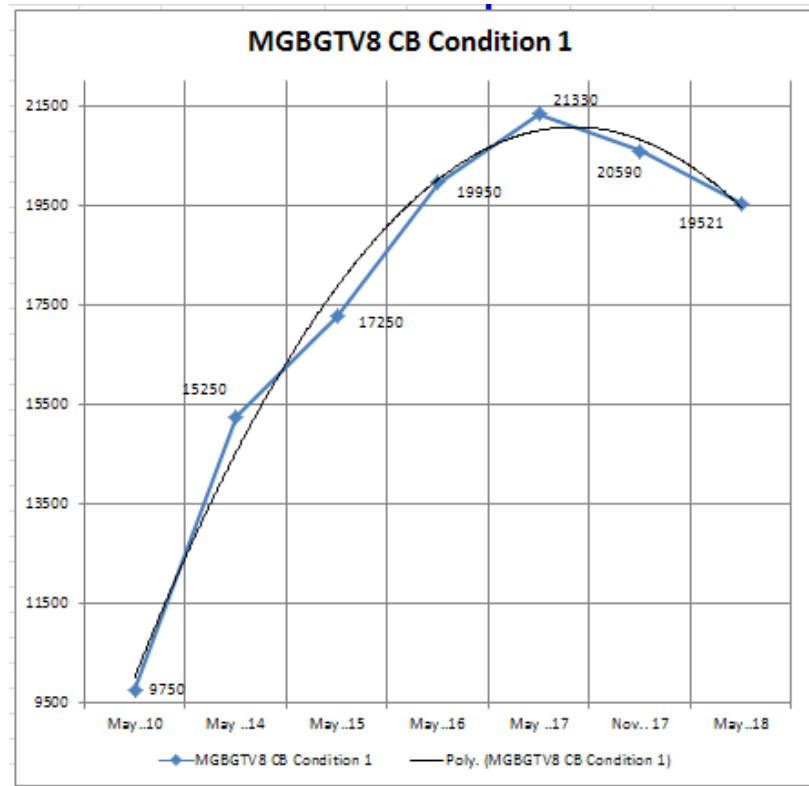
### Trends

In May 2017 we felt that there were signs the classic car market covering MGBGTV8s would continue to level off for a while although the occasional exceptional car will inevitably continue to generate a great deal of interest for both existing and prospective MGV8 owners. In our November 2017 review we felt that had also been the case over the six months to that review. Our latest price guide review indicates that has continued as a fallback as illustrated in the chart on page 2. The uncertainties looming with Brexit may be a factor in growing caution in the classic car market until the outcome is better known and understood.



		Exceptional	Condition 1	Condition 2	Condition 3	
<b>MGBGTV8 chrome bumper</b>	<b>May 2018</b>	<b>£26,150</b>	<b>£19,520</b>	<b>£15,400</b>	<b>£6,730</b>	
<b>1972/1974</b>	Rise Nov/May	-13.6%	-5.2%	2.9%	-27.4%	
	Nov 2017	£30,275	£20,590	£14,970	£9,275	
	Rise May/Nov	12.3%	-3.5%	1.1%	-2.2%	
	May 2017	£26,970	£21,330	£14,800	£9,485	
	Rise YoY	-0.6%	6.9%	9.8%	29.7%	
	May 2016	£27,130	£19,950	£13,475	£7,315	
	Rise YoY		15.7%	38.2%	39.3%	
	2015		£17,250	£9,750	£5,250	
	Rise YoY		13.1%	12.1%	16.7%	
	2014		£15,250	£8,700	£4,500	
	Rise YoY		56.4%	24.3%	28.6%	
	2010		£9,750	£7,000	£3,500	
	Rise 2010/17		111.2%	113.9%	165.0%	
			Exceptional	Condition 1	Condition 2	Condition 3
<b>MGBGTV8 rubber bumper</b>	<b>May 2018</b>	<b>£22,950</b>	<b>£18,595</b>	<b>£13,640</b>	<b>£7,905</b>	
<b>1974/1976</b>	Rise Nov/May	-26.5%	0.7%	-7.5%	-14.6%	
	Nov 2017	£31,220	£18,460	£14,750	£9,260	
	Rise May/Nov	39.8%	4.5%	9.0%	0.1%	
	May 2017	£22,335	£17,665	£13,535	£9,255	
	Rise YoY	-2.7%	9.7%	4.1%	55.5%	
	May 2016	£22,950	£16,100	£13,000	£5,950	
	Rise YoY		13.0%	62.5%	40.0%	
	2015		£14,250	£8,000	£4,250	
	Rise YoY		25.0%	23.1%	21.4%	
	2014		£11,400	£6,500	£3,500	
	Rise YoY		34.1%	9.2%	16.7%	
	2010		£8,500	£5,950	£3,000	
	Rise 2010/17		117.2%	147.9%	208.7%	

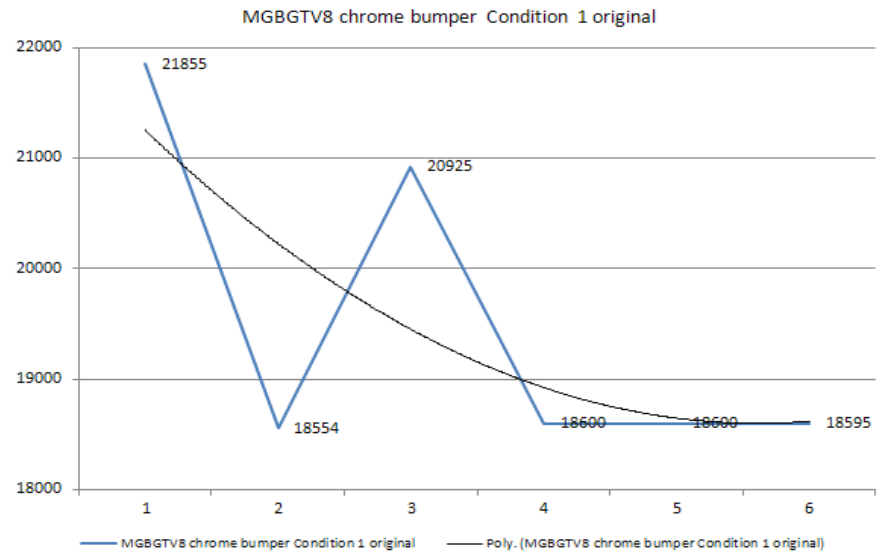
## MGBGTV8 market and price review – May 2018



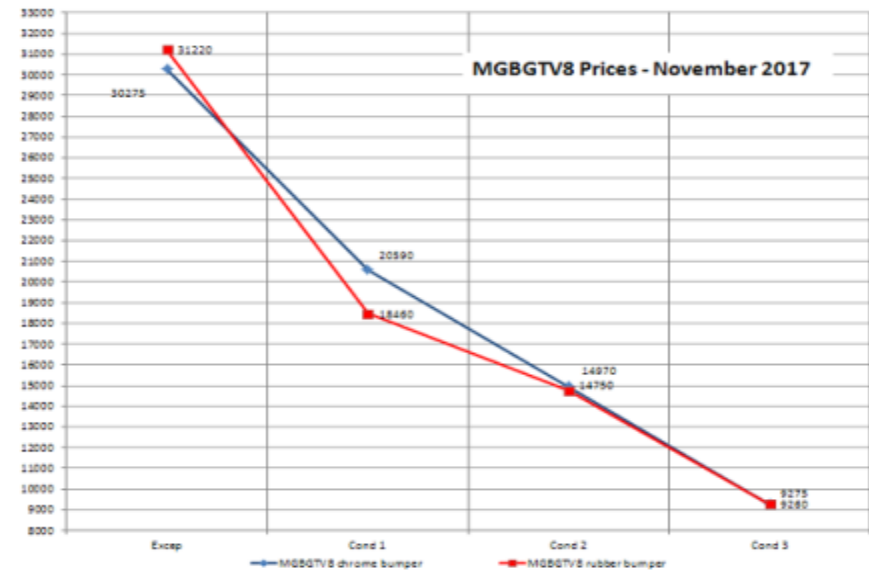
### MGBGTV8 chrome bumper Condition 1 prices and trends

In our last six monthly update in November 2017 we saw MGBGTV8 prices had fallen back a little from a peak in the six months to May 2017, but it seems from the current analysis of the Pricewatch data for the six months to May 2018 that the fallback has continued. The key question is will it level off by November 2018 when we make our next review?

See our comparative price chart showing both MGBGTV8 and RV8 prices since 2010 on page 3 below.



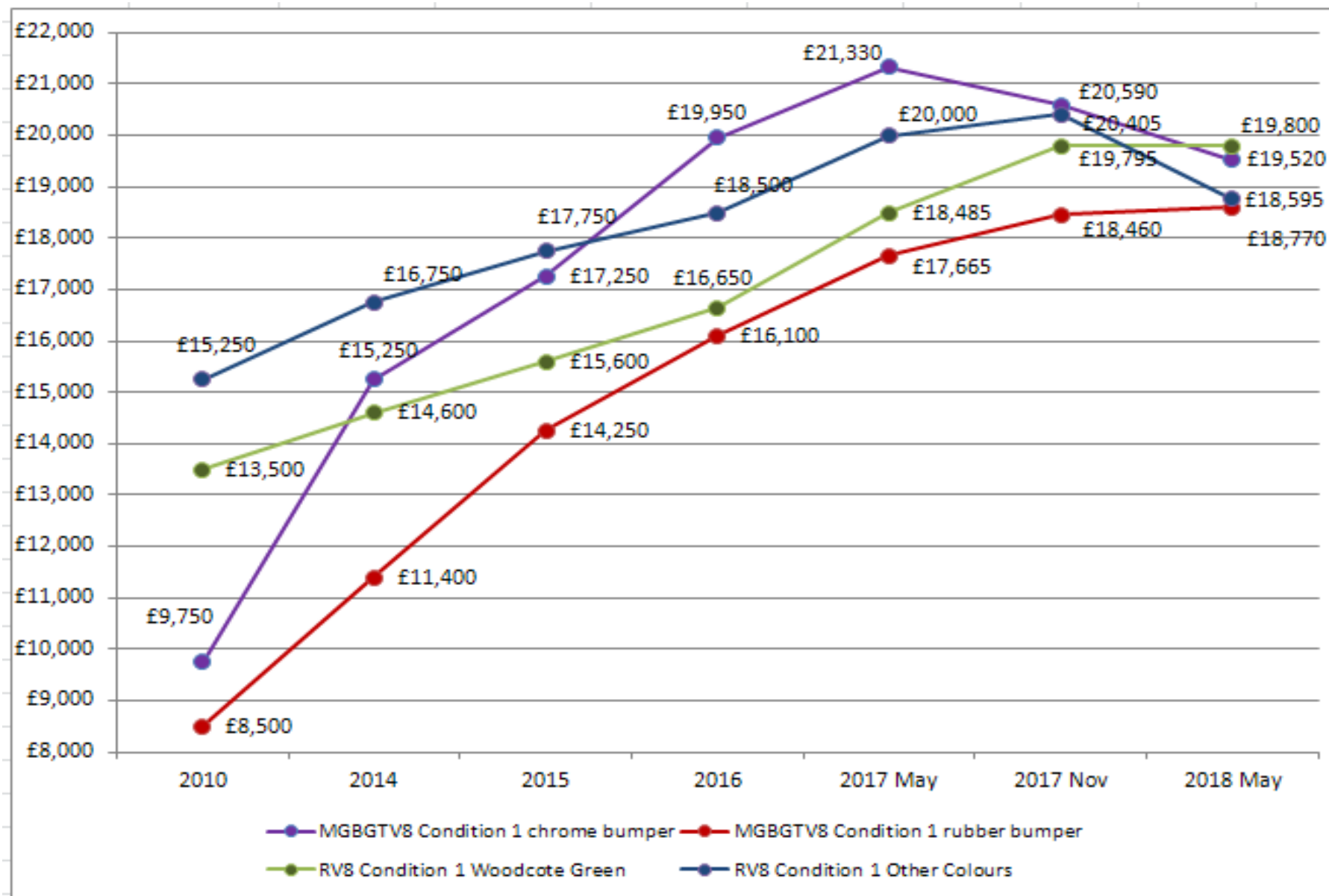
**MGBGTV8 chrome bumper Condition 1 prices during the six months to May 2018 indicating a downward trend**



### MGBGTV8 price chart for the six months to November 2017

It's included for reference so you can compare with the chart for the six months to May 2018 on page 1. Note: MGBGTV8 chrome and rubber prices for the six months to November 2017

## MGBGTV8 market and price review – May 2018



### Our comparative price chart shows both MGBGTV8 and RV8 prices since 2010

It highlights a puzzle for many observers of the market – the rate of growth of MGBGTV8 prices has run well ahead of RV8s for the last two years 2016/17 but since the six months to November 2017 MGBGTV8 and RV8 Condition 1 prices have converged to £18,770/£19,800.