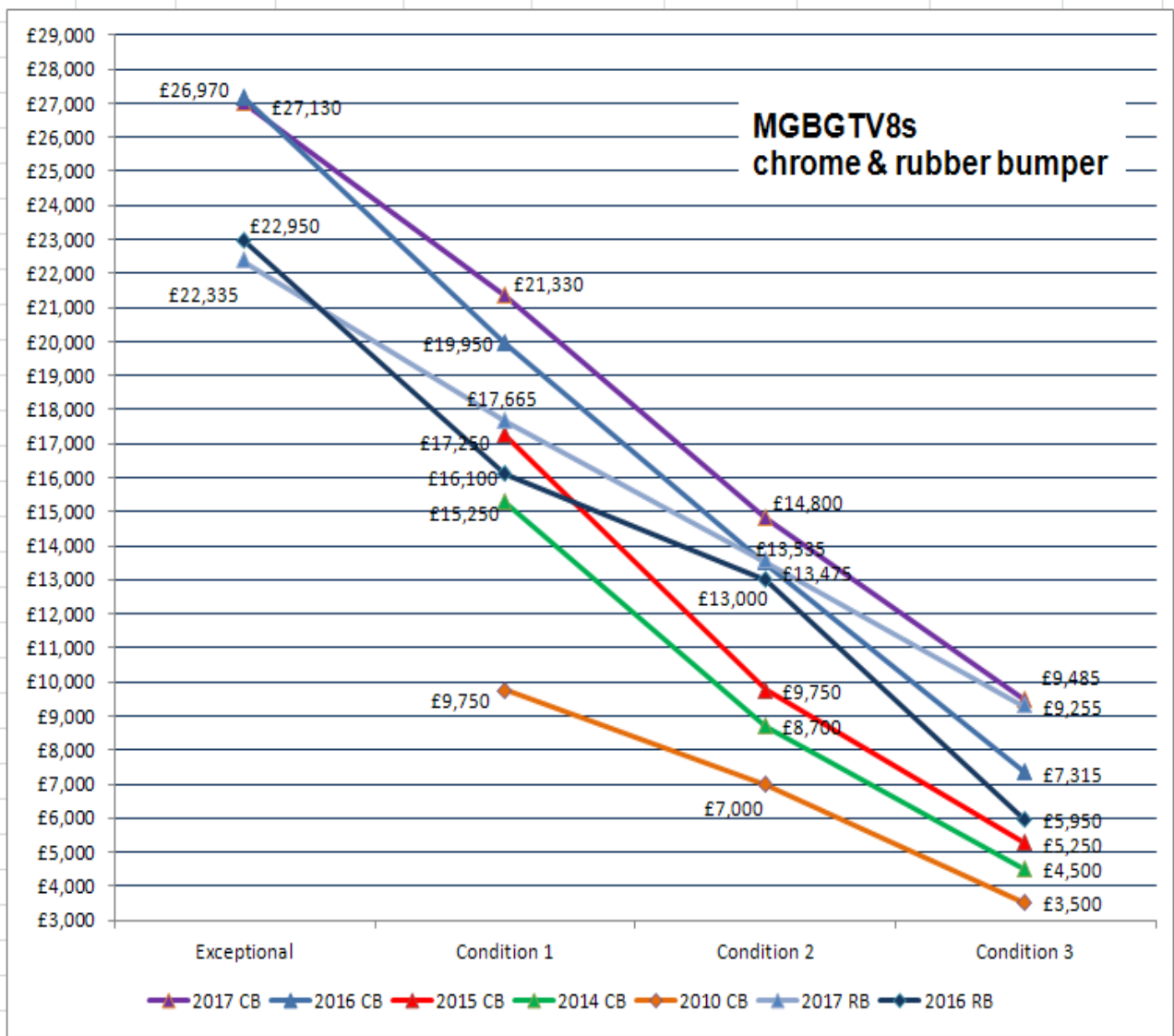
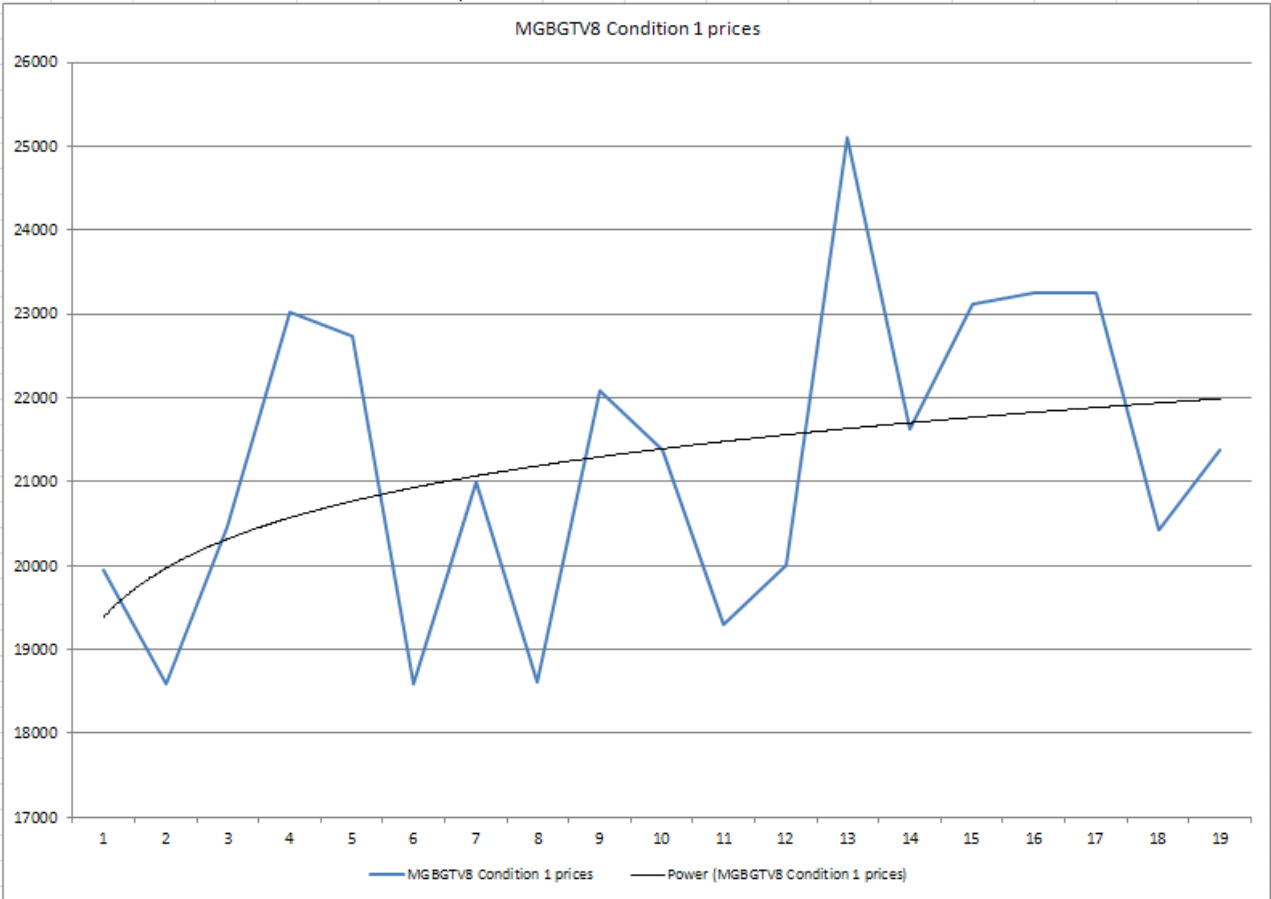


## MGV8 market review and price guide update 2017 – price charts



Model & year of price review		Exceptional	Condition 1	Condition 2	Condition 3
Chrome bumper 1972/1974	<b>May 2017</b>	<b>£26,970</b>	<b>£21,330</b>	<b>£14,800</b>	<b>£9,485</b>
	Rise YoY	-0.6%	6.9%	9.8%	29.7%
	May 2016	£27,130	£19,950	£13,475	£7,315
	2010		£9,750	£7,000	£3,500
	Rise 2010/17		118.8%	111.4%	171.0%
Rubber bumper 1974/1976	<b>May 2017</b>	<b>£22,335</b>	<b>£17,665</b>	<b>£13,535</b>	<b>£9,255</b>
	Rise YoY	-2.7%	9.7%	4.1%	55.5%
	May 2016	£22,950	£16,100	£13,000	£5,950
	2010		£8,500	£5,950	£3,000
	Rise 2010/17		107.8%	127.5%	208.5%

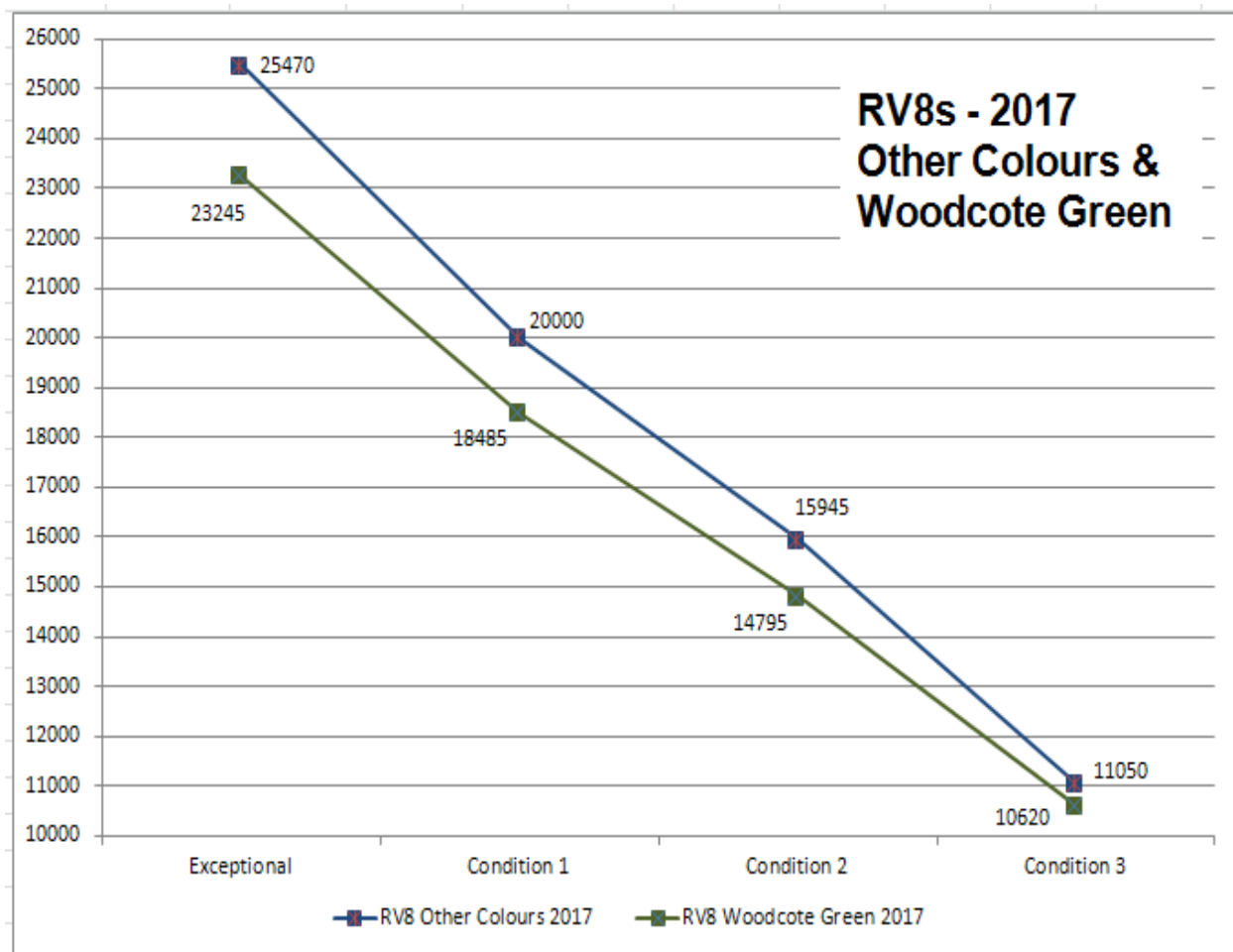
MGV8 market review and price guide update 2017 – price charts



This chart shows the trend of MGBGV8 Condition 1 prices over the 12 months to May 2017 with average prices for 2016/17 slightly up at **6.9% higher** than the average prices in the period to May 2016.

See pages 3 to 5 below for RV8 price charts and tables

## MGV8 market review and price guide update 2017 – price charts

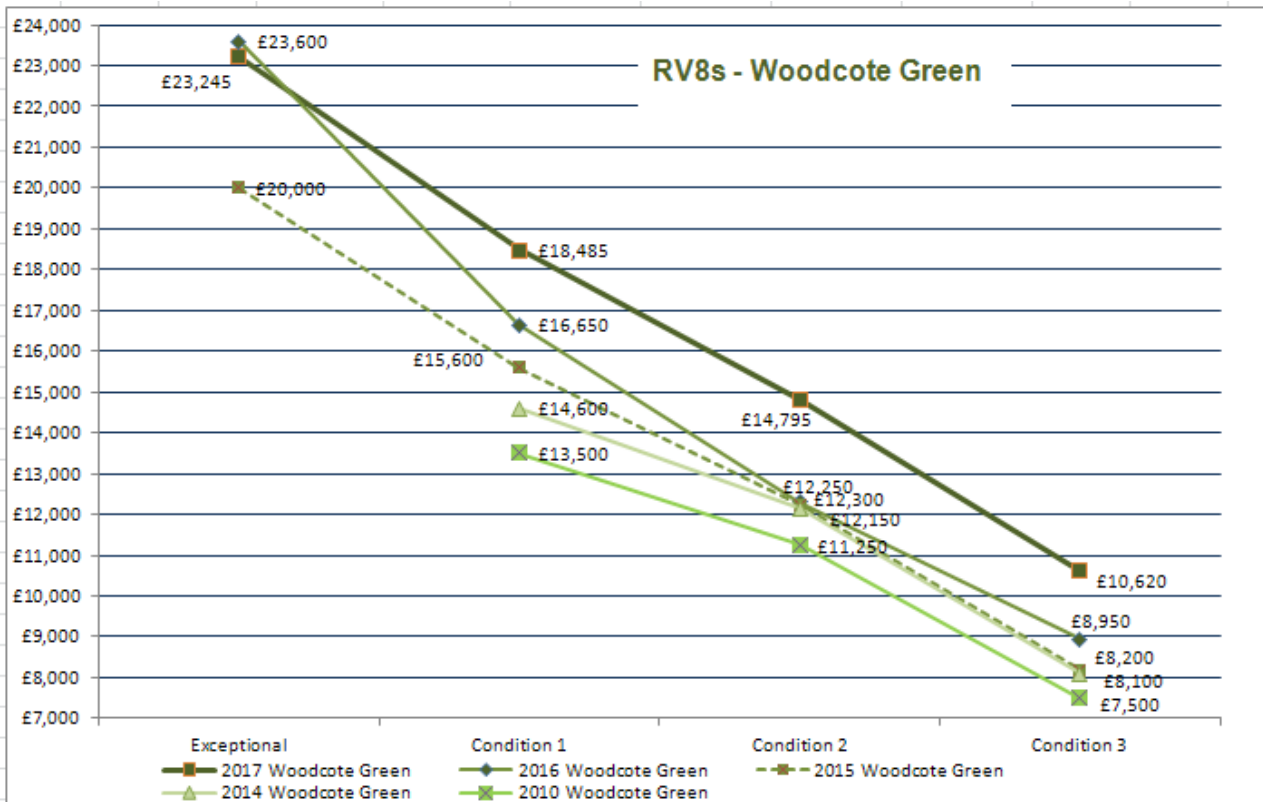
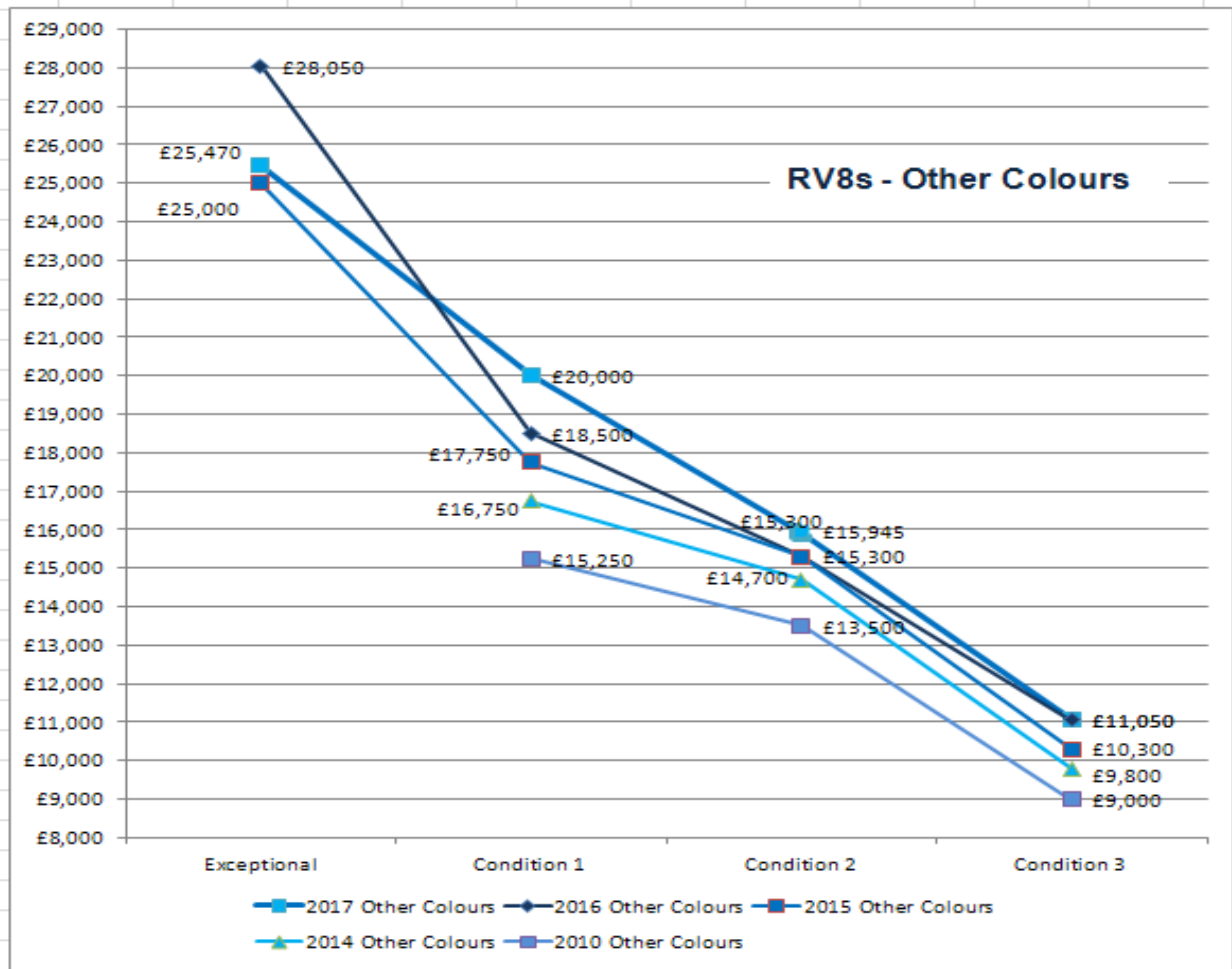


Colour & year of price review		Exceptional	Condition 1	Condition 2	Condition 3
RV8 Other Colours	May 2017	£25,470	£20,000	£15,945	£11,050
(both UK spec and Japan spec)	Rise YoY	-9%	8%	4%	0%
	May 2016	£28,050	£18,500	£15,300	£11,050
	2010		£15,250	£13,500	£9,000
	Rise 2010/17		31%	18%	23%

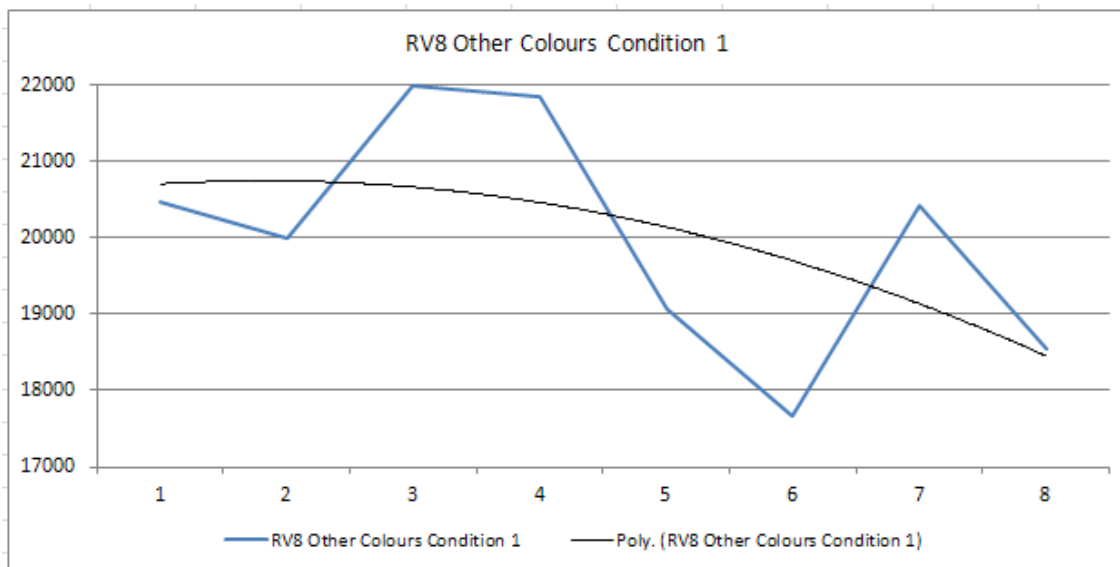
		Exceptional	Condition 1	Condition 2	Condition 3
RV8 Woodcote Green	May 2017	£23,245	£18,485	£14,795	£10,620
(mainly reimports)	Rise YoY	-2%	11%	20%	19%
	May 2016	£23,600	£16,650	£12,300	£8,950
	2010		£13,500	£11,250	£7,500
	Rise 2010/17		37%	32%	42%

Premium for Other Colours		Exceptional	Condition 1	Condition 2	Condition 3
		£2,225	£1,515	£1,150	£430
		10%	8%	8%	4%

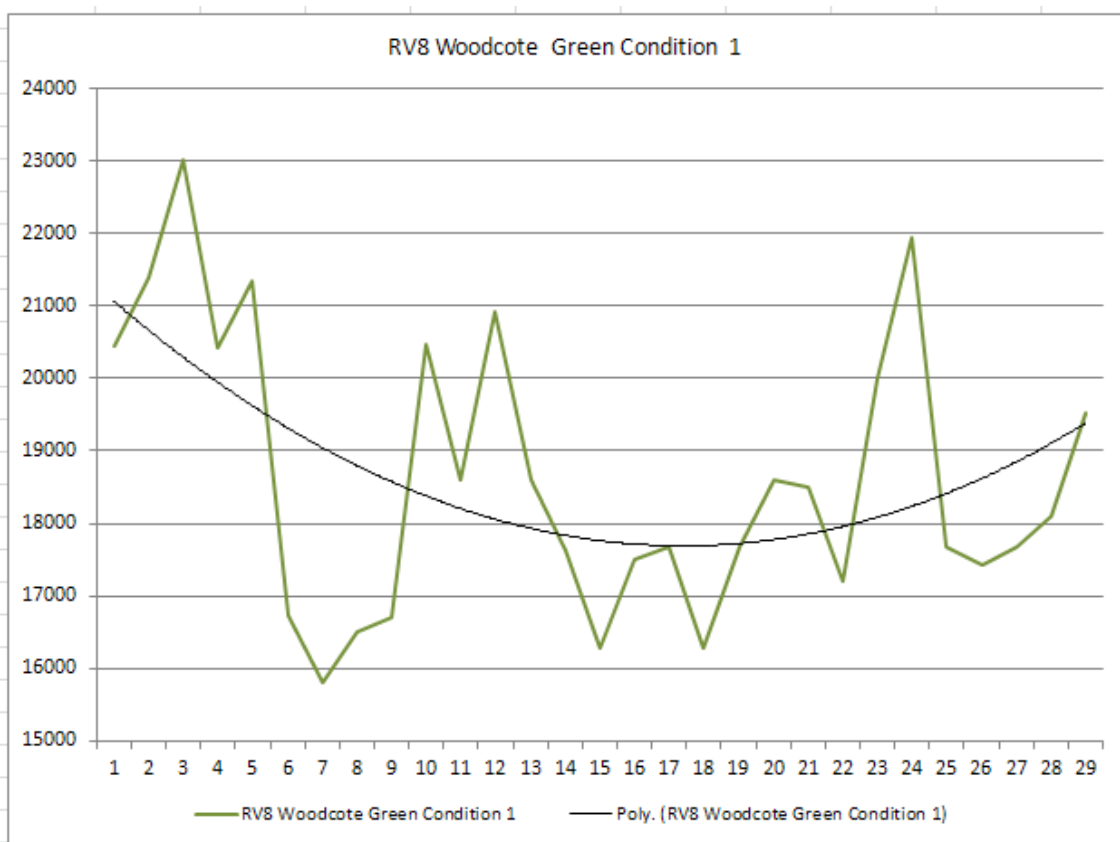
MGV8 market review and price guide update 2017 – price charts



## MGV8 market review and price guide update 2017 – price charts



This chart shows the trend of **RV8 Other Colours Condition 1** prices over the 12 months to May 2017 with average prices for 2016/17 slightly up at **8.0% higher** than the average prices in the period to May 2016.



This chart shows the trend of **RV8 Woodcote Green Condition 1** prices over the 12 months to May 2017 with average prices for 2016/17 up at **11.0% higher** than the average prices in the period to May 2016.